



---

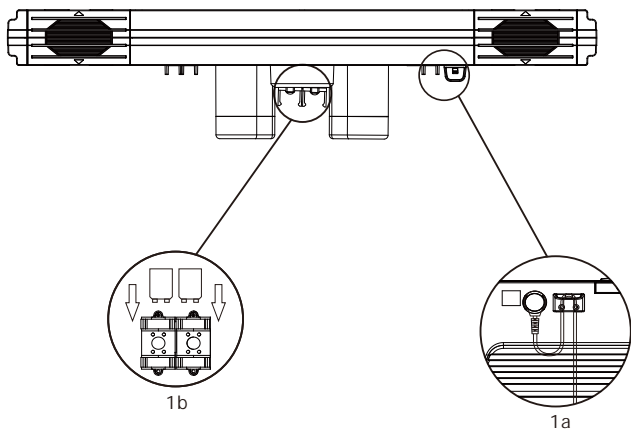
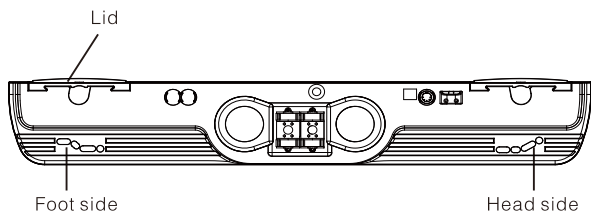
## DUAL ACTUATOR HJA3



Actuator for electrical bed  
Push power to comfortable life

## DUAL ACTUATOR HJA3

---

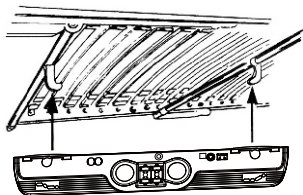


Push power to comfortable life

● Please inspect carefully before using

- 1、 Check that the mains plug is connected
- 2、 The handset is connected to the correct socket and firmly in place, as photo 1 a
- 3、 The battery is connected and firmly in place, see photo 1 b

● Installation illustration



Installation Instruction

- 1、 Remove the actuator lids
- 2、 Fix the actuator to the appropriate position of the adjustable bed
- 3、 Place the lids back to the actuator

● Function and technical data:

- 1、 The actuator is capable of moving the head and foot part individually as well as the same time.
- 2、 Can adjust to any required position
- 3、 Overload switch–thermal fuse to protect actuator(option)
- 4、 Use(9/18V battery)move the actuator to reset position during power off.
- 5、 Protection class:IP20
- 6、 Available power supply:110V–240V,50Hz/60Hz.
- 7、 Operation sound less than 50 decibel.
- 8、 Compatible with wireless remote control.

## DUAL ACTUATOR HJA3

---

### ● Important!

- 1、 Actuator is only used for motorized bed
- 2、 Intermittent operation mode:2mins/18mins(after 2 minutes of operation, let the actuator rest for at least 18 mins). Avoid overload working, please don't let it work more than 2 minutes.
- 3、 The handset and mains plug must be connected correctly.
- 4、 Optimum working temperature: room temperature
- 5、 Max.load:6500N
- 6、 Don't use the actuator in moist environments
- 7、 Children are not allowed to use the actuator unless supervised by and adult
- 8、 The user should not take off the actuator, please contact local retailer to repair or replace the actuator if any problem.